

WEFix: Intelligent Automatic Generation of Explicit Waits for Efficient Web End-to-End Flaky Tests

Xinyue Liu

State University of New York at
Buffalo
Computer Science and Engineering
Buffalo, NY, United States
xliu234@buffalo.edu

Zihe Song

University of Texas, Dallas
Computer Science
Richardson, TX, United States
zihe.song@utdallas.edu

Weike Fang

University of Southern California
Computer Science
Los Angeles, CA, United States
weikefan@usc.edu

Wei Yang

University of Texas, Dallas
Computer Science
Richardson, TX, United States
wei.yang@utdallas.edu

Weihang Wang

University of Southern California
Computer Science
Los Angeles, CA, United States
weihangw@usc.edu

ABSTRACT

Web end-to-end (e2e) testing evaluates the workflow of a web application. It simulates real-world user scenarios to ensure that the application flows behave as expected. However, web e2e tests are notorious for being flaky, *i.e.*, the tests can produce inconsistent results despite no changes to the code. One common type of flakiness is caused by nondeterministic execution orders between the test code and the client-side code under test. In particular, UI-based flakiness emerges as a notably prevalent and challenging issue to fix because the test code has limited knowledge about the client-side code execution. In this paper, we propose WEFix, a technique that can automatically generate fixes for UI-based flakiness in web e2e testing. The core of our approach is to leverage browser UI changes to predict the client-side code execution and generate proper wait oracles. We evaluate the effectiveness and efficiency of WEFix against 122 web e2e flaky tests from seven popular real-world projects. Our results show that WEFix dramatically reduces the overhead (from 3.7× to 1.25×) while achieving a high correctness (98%).

CCS CONCEPTS

• **Software and its engineering** → *Software verification and validation.*

KEYWORDS

Web End-to-End Testing; Flaky Tests; Test Automation

ACM Reference Format:

Xinyue Liu, Zihe Song, Weike Fang, Wei Yang, and Weihang Wang. 2024. WEFix: Intelligent Automatic Generation of Explicit Waits for Efficient Web End-to-End Flaky Tests. In *Proceedings of the ACM Web Conference 2024 (WWW '24)*, May 13–17, 2024, Singapore, Singapore. ACM, New York, NY, USA, 10 pages. <https://doi.org/10.1145/3589334.3645628>



This work is licensed under a Creative Commons Attribution International 4.0 License.

WWW '24, May 13–17, 2024, Singapore, Singapore
© 2024 Copyright held by the owner/author(s).
ACM ISBN 979-8-4007-0171-9/24/05.
<https://doi.org/10.1145/3589334.3645628>

1 INTRODUCTION

Web end-to-end (e2e) testing [55] involves testing a web application's workflow from beginning to end. Web e2e testing evaluates if an application works as expected by simulating different user behaviors. As the complexity of web applications grows, web e2e testing is becoming increasingly important in web development [7, 26]. For example, Facebook mandated the full deployment of web e2e testing in continuous delivery as early as 2015 [11].

Despite their importance, web e2e tests are notorious for being flaky. Flaky tests are software tests that produce inconsistent results, passing or failing unpredictably, despite no changes to the code under test. For example, at Google, it was reported that around 16% of their tests were flaky [28]. According to a recent study, a widely used network application produced as many as 18 failures out of 100 executions of the test suite [32].

One common type of flakiness in web e2e testing is caused by nondeterministic execution orders between the server-side test code and the client-side browser code under test [13, 22, 40]. In particular, UI-based flakiness emerges as a notably prevalent and challenging issue to mitigate, which has been widely acknowledged by both researchers [41] and developers [20, 51]. UI tests refer to tests that validate the correct behavior of a user interface, while UI-based flaky tests are UI tests that are flaky. In this paper, our research pivots towards UI-based flakiness.

In fact, UI-based flakiness has already persisted for over a decade. In 2009, the Google testing team proposed to resolve such flaky tests by adding wait statements, *e.g.*, adding a 2-second delay, to wait for the completion of each browser event (such as AJAX requests and page load) [17]. We define the approach of waiting for a fixed amount of time as *implicit waits*, also known as timeouts or thread sleeps. While implicit waits appear to be a straightforward remedy to flakiness, our experiment shows that implicit waits can introduce up to a 36× runtime overhead (Table 3), making it impractical for real-world web testing environments.

As a result, intentional waits should be added only at locations where flakiness is likely to occur. We define this more efficient approach as *explicit waits*, which wait until a certain oracle or condition is met, thereby accommodating dynamic environmental

factors, e.g., network delays and server loads. In practice, however, manually selecting appropriate explicit waits creates significant challenges for developers: First, it is difficult to pinpoint where the flakiness may occur and what explicit conditions should be expected. Second, manual insertion of explicit waits can be error-prone because extensive use of explicit waits is needed to combat the ubiquity of such flakiness.

To address these challenges, we propose WEFix, which automates the insertion of appropriate explicit waits at flaky-prone locations, achieving a balance of high correctness and low overhead. Specifically, WEFix first records the browser-side DOM mutations triggered by each command on the fly. These DOM mutations will be used by the server-side test code to predict the client-side operations. To record the mutations, WEFix uses cookies as the communication channel between the test code and the browser-side code under test. WEFix then generates wait oracles for the test code based on these mutation records. Finally, WEFix employs a finite state machine to model the DOM mutation events, ensuring that no additional mutations occur once the oracle is met and that each command waits for all GUI changes to conclude before proceeding to the next command. Our evaluation on seven popular GitHub web projects shows that 65.7% (1,145 out of 1,743) of the commands are flaky-prone, indicating UI-based flakiness is common. We reproduce 122 UI-based flaky tests to evaluate the effectiveness and efficiency of WEFix. Our results show that WEFix successfully fixes 98% (120 out of 122) of the flaky tests and reduces the overhead from 3.7× to 1.25× compared to implicit wait approaches.

In summary, this paper makes the following contributions:

- We propose WEFix, which automatically inserts explicit waits to fix flakiness by generating wait oracles based on DOM mutations.
- We evaluate WEFix on seven popular GitHub projects, and the results show that (1) UI-based flakiness is prevalent; (2) implicit waits introduce significant runtime overhead; (3) WEFix dramatically reduces the overhead (from 3.7× to 1.25×) while still achieving a high correctness (98%).
- We make WEFix publicly available on NPM [37], which features a user-friendly UI panel to help developers analyze UI-based flaky tests.

2 BACKGROUND

2.1 Web E2e UI Test

A typical web e2e UI test consists of a sequence of *commands* followed by *assertions*. Commands are driver functions used to emulate web user behaviors on a browser. These behaviors include browser interactions such as navigating to a web page and element interactions such as clicking a DOM element, where DOM is an HTML document with a tree structure. Assertions are test code statements used to validate whether a DOM element's value or state meets certain conditions. For example, an assertion can be checking the presence of a DOM element on the current web page.

```
1 test('age', async () => {
2   const driver = new Builder().forBrowser('chrome').
      build();
3   driver.get('http://localhost:5000');
4   name = driver.findElement(By.id('name'));
```

```
5   name.sendKeys('Bob', Key.ENTER);
6   expect(driver.findElement(By.id('age')).value).toBe
      (23);
7   driver.close();}
```

Listing 1: A web e2e UI test example.

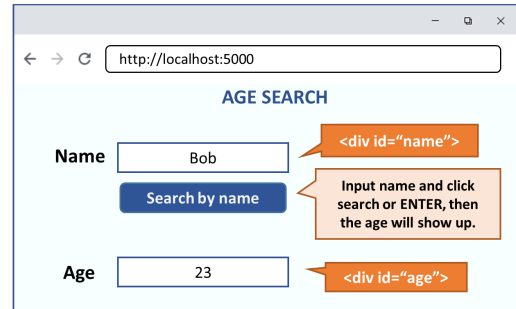


Figure 1: The web page of the example shown in Listing 1.

Listing 1 shows a web e2e UI test example written in JavaScript. It tests the web page shown in Figure 1 using the Selenium web driver [47]. Selenium is one of the most popular web drivers that provides various commands to interact with web elements similarly to a typical web user. Test code shown in Listing 1 first creates a driver instance (line 2) and navigates to the web page located at 'http://localhost:5000' (line 3). Next, the test code finds the element with id 'name' (line 4), adds a string 'Bob' into this editable field, and clicks the ENTER key (line 5). As shown in Figure 1, these commands will initiate a search for the age of the person named 'Bob'. Finally, the code asserts if the value of the element with id 'age' returned from the search is equal to the expected outcome 23 (line 6). If so, the test passes. Otherwise, the test fails.

2.2 UI-Based Flakiness

One common cause of flakiness in web e2e UI test is the nondeterministic execution orders between the test code and the client-side code under test. In web e2e testing, the test code sends commands through WebDriver to guide the client-side code execution, where each command may trigger multiple client-side operations. For example, clicking the ENTER key may result in several operations, including sending a value to the server, retrieving data from a database based on the input, and displaying the result on the web page. The time to complete all associated operations is subject to various factors, e.g., network delays and server loads. If some operations from one command are not completed before executing the next command, the UI test can yield flaky results because of potential data or control flow dependencies between commands.

The test code shown in Listing 1 contains one such flakiness. The command `sendKeys` at line 5 inputs 'Bob' and initiates a server search for Bob's age. Once the search is done, the age value will be sent back to the client side and then inserted and displayed in an element with id 'age'. The time required to complete these changes can affect whether the element is updated before the subsequent assertion at line 6. If the update is successful, the test will pass; otherwise, it will fail. Therefore, this test appears to be flaky.

2.3 Flaky-Prone Commands

A command is deemed *flaky-prone* if its associated operations may not fully complete before proceeding to the next command. We quantify the likelihood of a test being flaky by calculating the proportion of flaky-prone commands among all. Focusing on UI-based flakiness, we keep track of flaky-prone commands by monitoring all DOM changes a command causes. A *mutation* is defined as any change made to the DOM. Examples include adding an element to the DOM or modifying an attribute of an existing element.

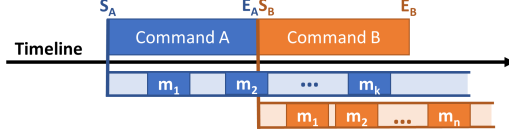


Figure 2: Mutations triggered by two consecutive commands.

Figure 2 shows two consecutive commands A, B , and their triggered interleaved mutations. In JavaScript, commands are implemented with promise: once the promise of command A is settled, command B initiates. Let S_A and E_A denote the start and promise settled time of command A , and T_m represents the occurrence time of mutation m . For a command C and its triggered mutation set M , if $\exists m \in M$ such that $T_m > E_C$ (i.e., there exists a mutation that happens after the promise is settled), we say command C is *flaky-prone*. In Figure 2, both command A and B are flaky-prone, since $T_{m_k} > E_A$ and $T_{m_n} > E_B$. Notably, $T_{m_k} > S_B$ indicates that mutations from command A haven't concluded when B starts.

3 WEFIX

In this section, we describe WEFix, a tool that can automatically and intelligently insert explicit waits to fix UI-based flakiness. The workflow of WEFix is shown in Figure 3. WEFix consists of two components, *Mutation Recorder* and *Oracle Generator*. The goal of Mutation Recorder is to record runtime mutation events for each command. Based on the mutations collected by Mutation Recorder, Oracle Generator generates a proper wait oracle for each command in the test code. Specifically, Mutation Recorder first identifies all JavaScript e2e test files in a given web application (❶). It then adds analysis code into the test files through instrumentation (❷). Next, it runs the instrumented code on a platform, e.g., circleCI (❸) and records the runtime DOM mutations in a log file (❹). Finally, the Oracle Generator uses the mutation records to generate proper fixes and transform the test files (❺).

3.1 Mutation Recorder

Browsers provide a native web interface called MutationObserver [30] that monitors changes made to the DOM tree. However, it is difficult to determine which mutation is triggered by which command. In addition, test frameworks do not provide reliable data transfer methods between the test code and the browser-side code under test. To address these challenges, Mutation Recorder is designed to collect mutation information at runtime for each command.

Figure 4 shows the runtime of the Mutation Recorder. The left side of Figure 4 shows the runtime of a single command in the

test code, and the right side shows the runtime of mutations in the browser.

3.1.1 Test Code Runtime. On the test code side, Mutation Recorder instruments and adds analysis code before (❶) and after (❷) each command. To instrument each command, we parse the test code to an Abstract Syntax Tree (AST) using the Babel [2] library and identify command functions that perform browser or element interactions. Before each command (❶), the analysis code first ensures the MutationObserver API is enabled. This step is needed because the API is turned off by default. Next, the analysis code clears the cookie list used to store history mutations. To reliably generate wait oracles, we need to send mutations information observed from the browser side to the test code side on the fly. However, the current web drivers that use W3C wire protocol [57] for communication do not provide a reliable way to transmit extra data. Thus, Mutation Recorder innovatively resorts to a web mechanism, cookies, which are useful in temporarily storing data and can be read and modified by the web driver. During implementation, we add identifiable labels to our created cookies, ensuring that existing cookies are not cleared, and other functionalities are preserved.

After the command is executed (❷), the test code keeps listening for mutations by reading the cookie list for ω seconds (the listening window size). Deciding the value of ω in advance exhibits a trade-off: If ω is too small, not all mutations are recorded; if ω is too large, the instrumentation overhead is greatly increased. Therefore, we design Algorithm 1 to dynamically adjust the window size ω .

Algorithm 1 Dynamic Listen Window

```

1:  $T \leftarrow Time.now()$ 
2:  $\omega \leftarrow 1$  {Initialize window size as 1 second}
3: while  $Time.now() < T + \omega$  do
4:   if new mutation  $m$  occurs then
5:      $RT \leftarrow m.time - T$  { $m$ 's relative time}
6:      $\omega \leftarrow \max(2 * RT, \omega)$ 
7:      $\omega \leftarrow \min(20, \omega)$  { $\omega$  not exceed 20}
8:   end if
9: end while

```

The main idea of this algorithm is to double the size of the listening window whenever a new mutation occurs to leave enough time for the next potential mutation. T represents the start time of the listening (line 1) and window size ω is initialized as 1 (line 2). This initial size is chosen to effectively record all mutations in most applications: As shown in Figure 6, a 1-second window size proves sufficient to capture 90% of mutations in our e2e tests. Then in the while loop, it keeps listening for mutations until ω seconds have passed. When a new mutation occurs, it first calculates the mutation's *Relative Time* RT , defined as its occurrence time minus the start time T . Then ω will be set to $2 \times RT$. Meantime, ω should not exceed a maximum value. The maximum value, set empirically at 20, is utilized to ensure a sufficiently long waiting period to ensure that all mutations are recorded for extremely complicated applications. This 20-second upper limit aligns with common practices in widely-used industrial testing frameworks such as Selenium and Cypress [8, 44, 46]. After the listening stage, all the mutation records would be saved to a local file named *mutation.log*.

3.1.2 Browser Runtime. On the browser side, the runtime workflow is signified with the orange dotted line. Every time a new mutation

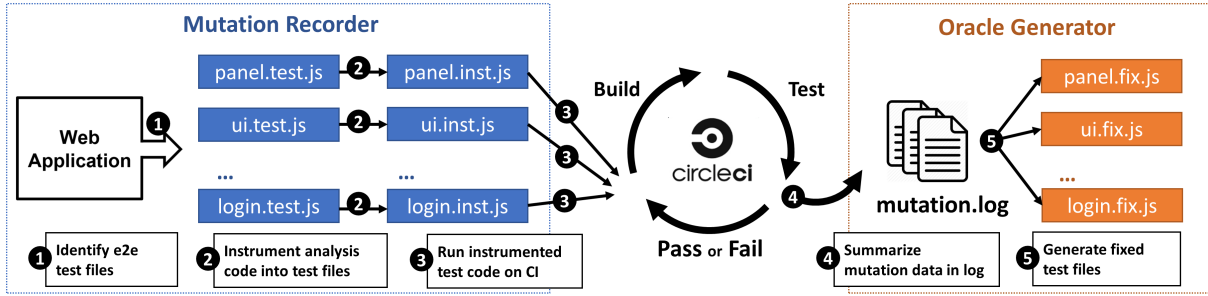


Figure 3: The workflow of WEFix.

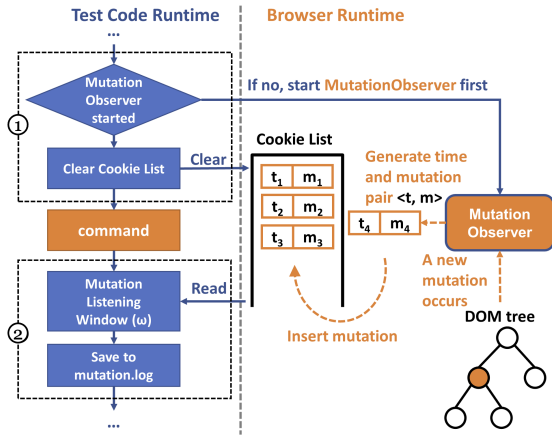


Figure 4: Mutation Recorder runtime.

occurs on the DOM tree, the MutationObserver will generate a mutation record m with its occurrence time t . Then the $\langle t, m \rangle$ pair will be inserted into the cookie list.

3.2 Oracle Generator

Explicit waits are preferred compared to implicit waits for fixing flaky e2e tests in the community [5, 19, 43]. The key of explicit waits is to determine expected conditions, which we call *oracles*. More specifically, an *oracle* refers to the condition specified in the explicit wait statement, such as checking for the presence of an element on the DOM. It requires in-depth knowledge of DOM element changes for developers to select accurate expected conditions. Besides, multiple rounds of testing are usually needed to ensure that the oracle works both correctly and efficiently.

Listing 2 is an example of using explicit waits to fix the flakiness in Listing 1. A wait-until style statement (line 3) is added after the flaky-prone command (line 2). In this code example, Selenium will check the oracle every 100 milliseconds for a maximum of 4 seconds until the oracle stands.

```

1 ...
2 name.sendKeys('Bob', Key.ENTER);
3 WebDriverWait(driver, 4).until(EC.
  presence_of_element_located((By.id, 'age')))
```

```

4 expect(driver.findElement(By.id('age')).value).toBe
  (23);
5 ...
```

Listing 2: Explicit waits manually added to fix Listing 1.

To find a proper explicit wait, Oracle Generator automatically generates an oracle for each command based on mutations collected by Mutation Recorder. Specifically, Oracle Generator first prunes irrelevant mutations (Sec. 3.2.1), constructs mutation state machines (Sec. 3.2.2), generates oracles for each command (Sec. 3.2.3), and finally adds explicit waits in the text code (Sec. 3.2.4).

3.2.1 Pruning Irrelevant Mutations. To minimize the runtime overhead, Oracle Generator first prunes two types of mutations that are irrelevant to UI tests.

GUI-Irrelevant Mutation. Not all mutations result in GUI changes. Since WEFix focuses on UI-based flaky tests, we prune GUI-irrelevant mutations from the collected mutations. Specifically, we detect and remove three types of GUI-irrelevant mutations: (1) Mutations outside the HTML document `<body>` (e.g., `<head>` and `<meta>` elements) since these changes are not observable; (2) Mutations that do not change the Cascading Style Sheet (CSS) style of any element; (3) Mutations on target elements that are invisible to the user.

Background Mutation. Some web pages may generate mutations in the background periodically, even without any user interaction. Background mutations are common in web page image rotation and animation. As they are not triggered by any command in the test code, it's important to filter them out. To do so, we aggregate all mutations on a web page and detect background mutations based on their triggering source and occurrence time.

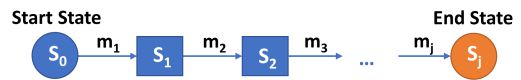


Figure 5: Finite state machine (FSM) representing DOM tree status transitions via mutations m_1, m_2, \dots, m_j .

3.2.2 Mutation State Machine. After pruning irrelevant mutations, we construct a finite-state machine (FSM) to model the mutations triggered by each command. Assume the mutation list for one command is represented as (m_1, m_2, \dots, m_j) , where mutations are ordered by their occurrence time. As shown in Figure 5, the states

in this FSM are DOM status at different times, and the transition between states is mutation m_i . The start state S_0 represents the DOM status right before the command is executed. The end state S_j represents the final DOM status. Assume there are n elements on the DOM tree. We define the FSM state S_i ($0 \leq i \leq j$) as the set of all DOM tree element's status:

$$S_i := \{E_1, E_2, \dots, E_n\} \quad (1)$$

where E_i ($0 \leq i \leq n$) represents the i -th element's status:

$$E_i := \{A_1^0, A_2^0, \dots, A_k^0, T^0, C^0\} \quad (2)$$

The element status is the set of all properties that are subject to GUI changes during runtime. Assume the element has k attributes, A_1, A_2, \dots, A_k . T is the element's text value. C is the element's child list size. Each component is marked with a superscript, which represents the index of the mutation deriving the element's status. In the start state, the superscript is set to 0, meaning that there are no mutations yet. When a mutation m_t occurs and changes the value of a property P^0 , the property will be updated to P^t . Adding a superscript differentiates element status with identical properties, ensuring the state machine proceeds linearly.

3.2.3 Oracle Generation Algorithm. The goal of Oracle Generator is to generate a wait oracle determining the end state of the mutation finite state machine. When the oracle is met, no further mutation will occur. The oracle generation algorithm is shown in Algorithm 2.

Algorithm 2 Generate Oracle

Input: end state: S_j
Output: oracle: O

- 1: Initialization: $O \leftarrow True$
- 2: $P_1, P_2, P_3 \leftarrow$ properties with largest timestamp in S_j
- 3: **for** P **in** $[P_1, P_2, P_3]$ **do**
- 4: $Xpath \leftarrow P.element.toXpath()$
- 5: **if** P is A **then**
- 6: $oracle \leftarrow "get(\{Xpath\}).should(have.\{P.Name\}, \{P.Value\})"$
- 7: **end if**
- 8: **if** P is T **then**
- 9: $oracle \leftarrow "get(\{Xpath\}).should(have.text, \{P.Value\})"$
- 10: **end if**
- 11: **if** P is C **then**
- 12: $oracle \leftarrow "get(\{Xpath\}).child.should(have.len, \{P.Value\})"$
- 13: **end if**
- 14: $O \leftarrow O \ \& \ oracle$
- 15: **end for**

The algorithm takes the end state S_j as input and outputs an oracle O . It selects three properties P_1 , P_2 , and P_3 from the end state S_j with the latest mutation time. The number of selected properties is a trade-off between stability and complexity: too few may be inadequate to eliminate flakiness, while too many could generate excessively long statements, significantly increasing runtime overhead. In our dataset, selecting three properties balances a high fix rates and low overhead. For each selected property, the algorithm creates a Xpath [29] that the web driver can utilize to fetch the element from the DOM tree [45]. Next, it creates an oracle using the value of the property, where the property's type can be attributes (A), text (T), or child list size (C). Finally, three oracles are combined with a logical AND ($\&$), meaning that all three oracles should be met.

3.2.4 Adding Explicit Waits. The last step is to insert the generated oracle as an explicit wait in the original test code. Listing 3 shows the WEFix-fixed version of Listing 1. In the fixed code, Oracle Generator adds an assertion after entering a name Bob and clicking the ENTER key. The `waitUntil` function will suspend the test process until the age element returns a value of 23.

```

1 ...
2 name.sendKeys('Bob', Key.ENTER);
3 waitUntil(driver.get("//*[@id='age']").should(have.
   text, 23));
4 ...

```

Listing 3: Explicit waits automatically created by WEFix to fix the flakiness in Listing 1.

4 EVALUATION

We first construct a dataset of UI-based flaky tests from real-world GitHub projects. We extensively evaluate WEFix on these real-world projects for its effectiveness and efficiency. We also compare WEFix with implicit wait approaches commonly used in practice. Our evaluation aims to answer four important research questions:

- **RQ1 (UI-Based Flakiness Prevalence):** How many commands are flaky-prone in real-world projects?
- **RQ2 (Implicit Wait Overhead):** What is the performance overhead of implicit waits for fixing UI-based flakiness?
- **RQ3 (WEFix Effectiveness):** How many UI-based flakiness can be effectively fixed by WEFix?
- **RQ4 (WEFix Efficiency):** What is the runtime overhead of WEFix and how does it compare with other approaches?

4.1 Dataset and Implementation

Constructing a dataset of real-world UI-based flaky tests is nontrivial [24]. We collected 100,000 popular JavaScript repositories from GitHub using GitHub Search API [16]. In order to find out projects containing web e2e tests, we iterate through each project's dependency file `package.json`, and use the following JavaScript testing framework names as keywords to search for projects containing web e2e tests: `selenium`, `cypress`, `testcafe`, `nightwatch`, `protractor`, `playwright`, `webdriverio` and `webdriver`. This search resulted in 250 repositories, and the list is available on the project web page [36]. It is noteworthy that repositories containing e2e tests are relatively rare, primarily because e2e testing is more frequently used in commercial web products than in open-source projects. We believe that our curated dataset of open-source projects with e2e tests can present a valuable resource for future research in web e2e tests.

To ensure quality and popularity, we focus on the 37 repositories that have over 20,000 stars. Some repositories' tests are not deployable due to the absence of test documentation or local execution conditions, some of which require online CI environments with server-side support. From those that are operational, We randomly select six projects and intentionally include the `keystone` project (8,500 stars) to represent repositories with fewer than 20,000 stars. These seven projects are used widely by organizations in the real world, which have an average of 36,300 stars, 486 contributors, and 1,546 files. For example, Storybook [14] is a prevalent tool for UI development, adopted by projects owned by notable companies like

Microsoft, Shopify, Airbnb, and Salesforce [54]. Keystone [15], a Content Management System (CMS), is employed by organizations including Atlassian and Csiro for their software development.

WEFix is implemented in JavaScript as an NPM package [37]. Developers can integrate WEFix into their web application for e2e testing in Node.js. In addition, our tool provides a user-friendly GUI to visually present collected mutation records, facilitating the analysis of the flakiness. The source code and dataset can be found on GitHub [33] and archived on Figshare [34, 36]. Deployment details are available on the GitHub page [35].

Table 1: Mutation relative time (RT) result.

Repo	Star	avg. RT(ms)	avg. latest RT(ms)	%flaky-prone
storybookjs/storybook	81.2k	-29	564	39.9%
nolimits4web/swiper	37.4k	-13	790	67.1%
carbon-app/carbon	33.5k	62	1034	78.5%
atlassian/react-beautiful-dnd	31.5k	69	251	89.7%
react-hook-form/react-hook-form	37.8k	-12	470	80.8%
getredash/redash	24.2k	-11	619	62.7%
keystonejs/keystone	8.5k	17	201	41.2%
AVERAGE		7	561	65.7%

4.2 RQ1: UI-Based Flakiness Prevalence

We investigate the prevalence of UI-based flakiness in real-world web e2e tests. To do so, we run WEFix on all 367 e2e tests from the seven selected projects. To better represent flaky-prone commands, we report the Relative Time (RT) of a mutation, denoted as its occurrence time relative to the next command. A negative RT means the mutation occurs before the next command, and vice versa. The result is shown in Table 1. The column “avg.RT” is the average relative time of all mutations in the project. “avg. latest RT” is the average RT of the last mutation triggered by each command. “%flaky-prone” refers to the proportion of flaky-prone commands among all commands.

In Table 1, the “avg.RT” is distributed within a range of 0 ± 100 ms. As can be seen, three projects have a positive “avg.RT”, indicating that UI-based flakiness is common. The “avg.latest RT” is 561. If we choose to wait until the last mutation occurs, the average wait time needed is around 561 ms. Besides, we count the percentage of commands with positive RTs. We find that the average “%flaky-prone” is 65.7%, and the *atlassian/react-beautiful-dnd* project has the highest “%flaky-prone” of 89.7%.

RQ1 Takeaway: On average, 65.7% of the commands in the studied real-world UI tests are flaky-prone.

4.3 RQ2: Implicit Wait Overhead

We investigate performance overhead of adding implicit waits after each command. Listing 4 demonstrates adding a 2-second wait following the `sendKeys` command in Listing 1, allowing the web page to display the age retrieved from the server.

```

1 ...
2 name.sendKeys('Bob', Key.ENTER);
3 driver.waitFor(2) # seconds
4 expect(driver.findElement(By.id('age')).value).toBe
  (23);

```

5 ...

Listing 4: A 2-second implicit wait added after all commands.

Figure 6 illustrates the cumulative distribution of RT, measured in milliseconds, across seven projects. Based on the plot, over 95% of mutations’ RT is less than 2,000 ms (2 second). This observation informs a straightforward strategy to mitigate UI-based flakiness: adding a 2-second wait after each command in the test code so that most mutations can finish within this period.

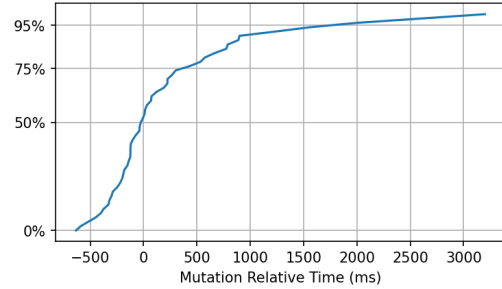


Figure 6: Cumulative distribution of mutation RT.

Although adding a 2-second wait is simple, it introduces significant runtime overhead. Table 2 shows the performance comparison between the original test suite and implicit wait version. At the project level, the 2-second wait approach takes 2.4× to 4.5× longer time compared to the original test. For single test files, it introduces up to 36× runtime overhead (Table 3). This dramatic surge in test time, especially in a Continuous Integration (CI) environment where tests run upon each new commit, can significantly slow down software development iteration.

Table 2: Original test time and 2-second implicit wait time.

Repo	# test file	Test Time	
		original	2-second wait
storybookjs/storybook	2	16s	44s (3.1x)
nolimits4web/swiper	5	20s	1m30s (4.5x)
carbon-app/carbon	7	40s	2m58s (4.5x)
atlassian/react-beautiful-dnd	7	16s	1m10s (4.4x)
react-hook-form/react-hook-form	35	3m03s	8m17s (2.7x)
getredash/redash	41	17m04s	41m10s (2.4x)
keystonejs/keystone	5	29s	2m05s (4.3x)

RQ2 Takeaway: Adding a 2-second wait after commands introduces significant runtime overhead (2.4× to 4.5×).

4.4 RQ3: WEFix Effectiveness

To evaluate WEFix effectiveness, we first reproduce the UI-based flaky tests in the seven projects. Web e2e flaky tests are difficult to reproduce as it requires multiple parts of an application to work together correctly with complicated setup processes that differ from application to application and even from version to version. Besides, the reproduction is affected by device, network, and other environmental factors. To address these challenges, we reproduce

Table 3: Efficiency and effectiveness of WEFix vs. implicit waits approaches.

repo	test file	original	WEFix		0.2-second Fix		0.5-second Fix		1-second Fix		2-second Fix		
		run time(s)	overhead	# fixed	overhead	# fixed	overhead	# fixed	overhead	# fixed	overhead	# fixed	
storybook	navigation.spec.ts	11.21	16.9%	1	35.2%	0	54.0%	1	85.2%	1	147.6%	1	
swiper	a11y.js	1.23	2.8%	2	82.1%	1	179.7%	1	342.3%	2	667.5%	2	
	core.js	4.85	36.3%	1	1593.2%	0	1754.0%	1	2022.1%	1	2558.1%	1	
carbon	background-color.spec.js	6.52	21.0%	1	111.0%	1	198.5%	1	344.2%	1	635.6%	1	
	basic.spec.js	4.26	7.5%	1	66.7%	1	137.1%	1	254.5%	1	489.2%	1	
	security.spec.js	12.24	10.8%	3	21.8%	0	31.6%	0	48.0%	2	80.6%	3	
react	focus.spec.js	1.25	50.4%	4	450.4%	4	978.4%	4	1858.4%	4	3618.4%	4	
	move-between-lists.spec.js	0.85	20.0%	1	112.9%	1	254.1%	1	489.4%	1	960.0%	1	
	reorder-lists.spec.js	0.89	23.6%	1	104.5%	1	239.3%	1	464.0%	1	913.5%	1	
	-dnd	reorder-virtual.spec.js	0.86	17.4%	0	125.6%	0	265.1%	0	497.7%	0	962.8%	1
	reorder.spec.js	0.87	6.9%	1	94.3%	0	232.2%	1	462.1%	1	921.8%	1	
react-hook	autoUnregister.ts	2.45	9.4%	1	79.2%	1	164.9%	1	307.8%	1	593.5%	1	
	basic.ts	17.17	16.5%	4	105.0%	4	222.1%	4	417.2%	4	807.4%	4	
	basicSchemaValidation.ts	13.63	10.8%	3	118.0%	3	254.5%	3	482.0%	3	936.8%	3	
	conditionalField.ts	2.69	-2.7%	1	119.7%	1	220.1%	1	387.4%	1	721.9%	1	
	controller.ts	5.2	17.3%	3	133.3%	0	277.5%	3	517.9%	3	998.7%	3	
	customSchemaValidation	13.45	27.9%	3	110.5%	3	248.8%	3	479.3%	3	940.2%	3	
	reValidateMode.ts	12.9	16.4%	6	10.6%	5	71.1%	5	171.9%	6	373.4%	6	
	formState.ts	9.43	31.2%	6	204.9%	5	398.9%	5	722.4%	5	1369.2%	6	
	formStateWithNestedFields.ts	8.56	20.8%	6	148.8%	5	306.5%	6	569.4%	6	1095.1%	6	
	-form	formStateWithSchema.ts	9.59	27.3%	6	148.9%	5	305.3%	6	566.0%	6	1087.4%	6
	isValid.ts	4.08	7.6%	4	148.0%	4	295.1%	4	540.2%	4	1030.4%	4	
	manualRegisterForm.ts	4.97	4.8%	1	94.8%	1	203.4%	1	384.5%	1	746.7%	1	
	reset.ts	2.19	4.6%	1	75.8%	1	171.7%	1	331.5%	1	651.1%	1	
	useFieldArray.ts	21.37	24.9%	9	159.3%	8	385.3%	9	762.0%	9	1515.4%	9	
	setError.ts	2.18	-1.8%	2	106.0%	2	216.1%	2	399.5%	2	766.5%	2	
useFormState.ts	5.27	1.1%	1	124.1%	1	255.0%	1	473.2%	1	909.7%	1		
useWatch.ts	2.76	12.3%	3	87.3%	3	217.8%	3	435.1%	3	869.9%	3		
watch.ts	2.22	0.5%	1	123.9%	1	218.5%	1	376.1%	1	691.4%	1		
redash	dashboard_spec.js	7.83	13.8%	1	57.5%	1	134.1%	1	261.8%	1	517.2%	1	
	view_alert_spec.js	6.28	27.1%	3	64.5%	3	117.0%	3	204.6%	3	379.8%	3	
	filters_spec.js	3.6	1.4%	0	47.5%	0	97.5%	0	180.8%	1	347.5%	1	
	query/parameter_spec.js	30.78	14.1%	13	71.9%	9	157.6%	11	300.6%	12	586.5%	13	
	sharing_spec.js	11.36	7.9%	2	110.4%	0	134.2%	0	173.8%	2	253.0%	2	
	create_data_source_spec.js	5.4	3.5%	3	93.5%	3	171.3%	3	300.9%	3	560.2%	3	
	create_destination_spec.js	3.05	24.3%	2	81.0%	2	140.0%	2	238.4%	2	435.1%	2	
	share_embed_spec.js	10.55	47.6%	1	49.5%	1	117.7%	1	231.5%	1	459.0%	1	
	filters_spec.js	3.59	36.2%	2	128.7%	2	279.1%	2	529.8%	2	1031.2%	2	
	dashboard/parameter_spec.js	7.58	20.3%	4	54.2%	0	109.6%	0	202.0%	4	386.7%	4	
	organization_settings_spec.js	3.83	0.0%	1	77.3%	1	139.9%	1	244.4%	1	453.3%	1	
	edit_profile_spec.js	7.67	43.3%	5	48.6%	0	111.2%	5	215.5%	5	424.1%	5	
box_plot_spec.js	2.19	0.0%	1	42.0%	1	83.1%	1	151.6%	1	288.6%	1		
choropleth_spec.js	5.09	3.9%	1	58.0%	1	116.9%	1	215.1%	1	411.6%	1		
keystone	filters.test.ts	4.67	19.5%	1	62.5%	1	113.9%	1	199.6%	1	370.9%	1	
	list-view-crud.test.ts	8.97	12.7%	3	55.0%	2	95.1%	3	162.0%	3	295.8%	3	
SUMMARY			16.0%	120	133.3%	89	241.7%	106	422.3%	118	783.6%	122	

UI-based flakiness inspired by developers' actual fix. In practice, developers fix UI-based flakiness by manually inspecting its root cause and inserting wait statements in the appropriate locations. Based on this observation, we reproduce the flakiness by removing these wait statements added by developers and then rerunning these tests. Given that WEFix is designed to help developers automatically inject explicit waits, our method to reproduce flakiness closely mirrors real-world development scenarios.

Rerunning a test multiple times to see if all of them pass is one of the most effective methods to test whether a test is flaky. We follow the common practice used by existing work [50] that rerun each test 10 times. If all 10 runs pass, there is a high probability that the test is not flaky. If any failure or inconsistency appears during the rerun, we mark the test as *c-flaky*. Among the 367 tests, we reproduce 122 tests exhibiting flakiness and use these reproduced *c-flaky* tests for the effectiveness evaluation.

Table 3 presents the WEFix fix result on the 122 *c-flaky* tests. The second column presents the *e2e* test files containing *c-flaky* tests. To verify the effectiveness of the WEFix, we compare it with four implicit wait methods, each with different waiting times: 0.2s, 0.5s, 1s, and 2s. The number of fixed tests is shown in "# fixed" columns. WEFix successfully fixes 120 out of the 122 tests, achieving a 98.4% fix rate. In comparison, implicit wait methods fix 89, 106, 118, and 122 tests, respectively, revealing an upward trend in the fix rate with increasing wait time.

In Table 3, failed fix cases are shown with blue boxes. WEFix failed to fix two test files. Our analysis shows that the flakiness in both cases stems from the inconsistent internal states introduced by third-party tools, which are unrelated to DOM changes. Although WEFix can effectively track all DOM mutations, it cannot access the internal state changes managed by third-party libraries. The

most practical solution in this case is to add implicit waits, allowing sufficient time for all potential changes to conclude.

RQ3 Takeaway: WEFix successfully fixes 98.4% of the UI-based flaky tests, outperforming most implicit wait baselines.

4.5 RQ4: WEFix Efficiency

One major design goal of WEFix is to incur a low runtime overhead while ensuring a high fix rate. We collect the run times of the original test, test code applying WEFix, and code with implicit waits. We compute the overhead for each method as the percentage increase in run time introduced by the method. The result is shown in Table 3. Compared with our tool, implicit wait methods have much larger overheads. The 0.2-sec, 0.5-sec, 1-sec, and 2-sec methods have an average overhead of $2.33\times$ (133%), $3.42\times$ (242%), $5.22\times$ (422%), and $8.84\times$ (784%), respectively.

We also measure project-level overhead. We apply these methods to the entire e2e test suite of each project and compare the duration of one round of e2e testing. The result is shown in Table 4. WEFix has the lowest average overhead ($1.25\times$), while the 2-sec wait method incurs the highest ($3.7\times$).

Table 4: One round e2e test time of seven projects.

Repo	Original	WEFix	Implicit Wait			
			0.2 sec	0.5 sec	1 sec	2 sec
storybook	14s	18s	17s	22s	29s	44s
swiper	20s	25s	27s	38s	55s	1m30s
carbon	40s	47s	54s	1m15s	1m49s	2m58s
react-beautiful-dnd	16s	18s	21s	30s	43s	1m10s
react-hook-form	3m03s	3m52s	3m34s	4m22s	5m40s	8m17s
redash	17m04s	20m47s	19m29s	23m06s	29m07s	41m10s
keystone	29s	41s	39s	53s	1m17s	2m05s
Overhead		$1.25\times$	$1.27\times$	$1.68\times$	$2.35\times$	$3.7\times$

RQ4 Takeaway: Compared with implicit wait approaches, WEFix significantly reduces the runtime overhead.

5 DISCUSSION

While WEFix is efficient and effective, it has two limitations. First, our tool only supports Cypress or Selenium, two of the most widely used e2e testing frameworks [6]. We believe that WEFix can be extended to any e2e testing framework with additional support for their grammars. Second, while the GitHub projects in our dataset are broadly used by real-world organizations, they are relatively small compared with large, mature web applications or frameworks. Moving forward, we plan to collaborate with industry partners managing such large-scale applications to evaluate WEFix’s applicability and scalability on large and complex web applications.

6 RELATED WORK

Flaky Test Studies. Flaky tests have been extensively studied. Luo *et al.* [27] investigated 201 commits from 51 projects and classified flakiness into several types, including concurrency problems. Eck *et al.* [10] presented an empirical study of flaky tests from the perspective of developers, firstly introducing “test case timeout” category flakiness. Lam *et al.* [23] categorized flakiness from pull requests in six Microsoft subject projects. Gruber *et al.* [18] performed an

empirical analysis of flaky tests in Python. Parry *et al.* [38] provided a comprehensive survey of 76 papers on flaky test research.

Flaky Test Detection. Armed with knowledge of flakiness, many works focus on detecting flaky tests. Luo *et al.* [27] offered insights into manifesting test flakiness based on historical commits. Bell *et al.* [4] presented an approach using differential coverage. Shi *et al.* [49] presented a tool targeting flakiness arising from deterministic implementations of non-deterministic specifications. Silva *et al.* [52] focus on detecting *asynchronous wait* and *concurrency* flakiness by introducing environment noise. Many works [1, 9, 21, 39, 56] apply machine learning for flakiness detection.

Mitigation and Repair. There are increasing research efforts to repair specific types of flaky tests. Bell *et al.* [3] presented a tool to mitigate flakiness due to order-dependent tests. Lam *et al.* [25] proposed an algorithm to enhance the soundness of test suite prioritization with respect to test order dependency. Shi *et al.* [48] investigated how to mitigate inconsistent coverage during mutation testing and developed iFixFlakies [50], a tool for automatically repairing order-dependent tests. Fazzini *et al.* [12] developed a tool to automatically generate test mocks [53] for mobile applications. Zhang *et al.* [58] proposed a technique for repairing flaky tests related to non-deterministic specifications.

Web E2e Flaky Tests. In recent years, web e2e testing has received increasing attention. Romano *et al.* [41, 42] conducted an empirical study on UI flaky tests and found that “async wait” (*i.e.*, concurrency) flakiness predominates in UI testing. Olianias *et al.* [32] provided an experience report of fixing web e2e flakiness and proposed SleepReplacer [31], which replaces existing thread sleeps with explicit waits. However, SleepReplacer differs from WEFix in two aspects. First, it relies on the availability of implicit waits and passively replaces pre-existing implicit waits with explicit waits. By contrast, WEFix can proactively insert explicit waits for flaky commands when no delays are present. This proactiveness is pivotal in our evaluation setting, a criterion that SleepReplacer does not meet. Second, SleepReplacer requires multiple runs of the test, taking several minutes to replace a single implicit wait. WEFix is notably more efficient, which generates the mutation profile in a single run and takes around one second to fix a flaky command.

7 CONCLUSION

We present WEFix, an efficient tool that generates explicit waits for UI-based flakiness in web e2e testing. We evaluate WEFix on 122 UI-based flaky tests collected from seven popular GitHub web projects. Our evaluation shows that WEFix significantly reduces the runtime overhead while ensuring a high fix rate compared with implicit wait approaches. In practice, WEFix can assist developers in automatically and intelligently inserting wait statements, significantly reducing manual efforts.

ACKNOWLEDGMENTS

We thank the anonymous reviewers for their constructive feedback. This work was partially supported by the US National Science Foundation under Grant No. 2321444. Any opinions, findings, and conclusions in this paper are those of the authors only and do not necessarily reflect the views of our sponsors.

REFERENCES

- [1] Abdulrahman Alshammari, Christopher Morris, Michael Hilton, and Jonathan Bell. 2021. FlakeFlagger: Predicting flakiness without rerunning tests. In *2021 IEEE/ACM 43rd International Conference on Software Engineering (ICSE)*. IEEE, 1572–1584.
- [2] BABEL. 2014. Babel Homepage. <https://babeljs.io/>
- [3] Jonathan Bell and Gail Kaiser. 2014. Unit test virtualization with VMVM. In *Proceedings of the 36th International Conference on Software Engineering*. 550–561.
- [4] Jonathan Bell, Owolabi Legunsen, Michael Hilton, Lamyaa Eloussi, Tiffany Yung, and Darko Marinov. 2018. DeFlaker: Automatically detecting flaky tests. In *2018 IEEE/ACM 40th International Conference on Software Engineering (ICSE)*. IEEE, 433–444.
- [5] Shreya Bose. 2022. How to use Wait commands in Selenium WebDriver. BrowserStack. <https://www.browserstack.com/guide/wait-commands-in-selenium-webdriver>
- [6] BYBY.DEV. 2023. Top 6 End-to-End Testing Frameworks. <https://byby.dev/e2e-testing-frameworks>
- [7] Maura Cerioli, Maurizio Leotta, and Filippo Ricca. 2020. What 5 million job advertisements tell us about testing: a preliminary empirical investigation. In *Proceedings of the 35th Annual ACM Symposium on Applied Computing*. 1586–1594.
- [8] Cypress and Zach Bloomquist. 2019. Increase CDP timeout to 20 seconds. <https://github.com/cypress-io/cypress/pull/5610>
- [9] Saikat Dutta, August Shi, Rutvik Choudhary, Zhekun Zhang, Aryaman Jain, and Sasa Misailovic. 2020. Detecting flaky tests in probabilistic and machine learning applications. In *Proceedings of the 29th ACM SIGSOFT International Symposium on Software Testing and Analysis*. 211–224.
- [10] Moritz Eck, Fabio Palomba, Marco Castelluccio, and Alberto Bacchelli. 2019. Understanding flaky tests: The developer’s perspective. In *Proceedings of the 2019 27th ACM Joint Meeting on European Software Engineering Conference and Symposium on the Foundations of Software Engineering*. 830–840.
- [11] Facebook. 2015. F8 2015 presentation - Big Code: Developer Infrastructure at Facebook’s Scale. <https://www.youtube.com/watch?v=X0VH78ye4Y&t=1896s>
- [12] Mattia Fazzini, Alessandra Gorla, and Alessandro Orso. 2020. A framework for automated test mocking of mobile apps. In *2020 35th IEEE/ACM International Conference on Automated Software Engineering (ASE)*. IEEE, 1204–1208.
- [13] Walmyr Filho. 2016. Are GUI tests flaky by their nature? Medium. <https://walmyrliamaesilv.medium.com/are-ui-tests-flaky-by-their-nature-3ee24bc45042>
- [14] GitHub. 2016. GitHub: storybookjs/storybook. <https://github.com/storybookjs/storybook>
- [15] GitHub. 2021. GitHub: keystonejs/keystone. <https://github.com/keystonejs/keystone>
- [16] GitHub. 2022. GitHub Search API. <https://docs.github.com/en/rest/reference/search>
- [17] Google. 2009. My Selenium Tests Aren’t Stable! <https://testing.googleblog.com/2009/06/my-selenium-tests-arent-stable.html>
- [18] Martin Gruber, Stephan Lukasczyk, Florian Kroiß, and Gordon Fraser. 2021. An empirical study of flaky tests in python. In *2021 14th IEEE Conference on Software Testing, Verification and Validation (ICST)*. IEEE, 148–158.
- [19] Penny Hoarder. 2018. Why is it better to use explicitly wait rather than implicitly wait in Selenium Web Driver? Quora. <https://www.quora.com/Why-is-it-better-to-use-explicitly-wait-rather-than-implicitly-wait-in-Selenium-Web-Driver>
- [20] Mesut Kilicarslan. 2023. UI Test Automation Flakiness. <https://www.linkedin.com/pulse/ui-test-automation-flakiness-mesut-kilicarslan/>
- [21] Tariq M King, Dionny Santiago, Justin Phillips, and Peter J Clarke. 2018. Towards a bayesian network model for predicting flaky automated tests. In *2018 IEEE International Conference on Software Quality, Reliability and Security Companion (QRS-C)*. IEEE, 100–107.
- [22] Henning Koch. 2017. Fixing flaky E2E tests. makandra. <https://makandrarcards.com/makandra/47336-fixing-flaky-e2e-tests>
- [23] Wing Lam, Kivanç Muşlu, Hitesh Sajjani, and Suresh Thummalapenta. 2020. A study on the lifecycle of flaky tests. In *Proceedings of the ACM/IEEE 42nd International Conference on Software Engineering*. 1471–1482.
- [24] Wing Lam, Reed Oei, August Shi, Darko Marinov, and Tao Xie. 2019. iDFlakies: A Framework for Detecting and Partially Classifying Flaky Tests. In *2019 12th IEEE Conference on Software Testing, Validation and Verification (ICST)*. 312–322. <https://doi.org/10.1109/ICST.2019.00038>
- [25] Wing Lam, August Shi, Reed Oei, Sai Zhang, Michael D Ernst, and Tao Xie. 2020. Dependent-test-aware regression testing techniques. In *Proceedings of the 29th ACM SIGSOFT International Symposium on Software Testing and Analysis*. 298–311.
- [26] Maurizio Leotta, Andrea Stocco, Filippo Ricca, and Paolo Tonella. 2018. Pesto: Automated migration of DOM-based Web tests towards the visual approach. *Software Testing, Verification And Reliability* 28, 4 (2018), e1665.
- [27] Qingzhou Luo, Farah Harii, Lamyaa Eloussi, and Darko Marinov. 2014. An empirical analysis of flaky tests. In *Proceedings of the 22nd ACM SIGSOFT international symposium on foundations of software engineering*. 643–653.
- [28] J. Micco. 2016. Flaky tests at google and how we mitigate them. <https://testing.googleblog.com/2016/05/flaky-tests-at-googleand-how-we.html>
- [29] Mozilla. 2022. XPath Document. <https://developer.mozilla.org/en-US/docs/Web/XPath>
- [30] Mozilla. 2023. Mozilla MutationObserver Document. <https://developer.mozilla.org/en-US/docs/Web/API/MutationObserver>
- [31] Dario Olanas, Maurizio Leotta, and Filippo Ricca. 2022. SleepReplacer: A novel tool-based approach for replacing thread sleeps in selenium webdriver test code. *Software Quality Journal* 30, 4 (2022), 1089–1121.
- [32] Dario Olanas, Maurizio Leotta, Filippo Ricca, and Luca Villa. 2021. Reducing Flakiness in End-to-End Test Suites: An Experience Report. In *International Conference on the Quality of Information and Communications Technology*. Springer, 3–17.
- [33] Paper Authors. 2022. GitHub Repository of WEFix. <https://github.com/WEFix-tech/WEFix>
- [34] Paper Authors. 2022. Wefix archived on figshare. figshare. <https://figshare.com/s/0625c9bf31ca29c98d73>
- [35] Paper Authors. 2022. WEFix Data Presentation Page. <https://wefix-tech.github.io>
- [36] Paper Authors. 2022. WEFix Dataset on figshare. figshare. <https://figshare.com/s/1db0179fd40a40be3277>
- [37] Paper Authors. 2022. @wefix-tech/wefix (package published on NPM). <https://www.npmjs.com/package/@wefix-tech/wefix>
- [38] Owain Parry, Gregory M Kapfhammer, Michael Hilton, and Phil McMinn. 2021. A survey of flaky tests. *ACM Transactions on Software Engineering and Methodology (TOSEM)* 31, 1 (2021), 1–74.
- [39] Gustavo Pinto, Breno Miranda, Supun Dissanayake, Marcelo d’Amorim, Christoph Treude, and Antonia Bertolino. 2020. What is the vocabulary of flaky tests?. In *Proceedings of the 17th International Conference on Mining Software Repositories*. 492–502.
- [40] reflow.io. 2022. How to Fix Flaky End-to-End Tests with Playwright and Reflow. HACKERMOON. <https://hackermoon.com/how-to-fix-flaky-end-to-end-tests-with-playwright-and-reflow>
- [41] Alan Romano, Zihe Song, Sampath Grandhi, Wei Yang, and Weihang Wang. 2021. An Empirical Analysis of UI-Based Flaky Tests. In *2021 IEEE/ACM 43rd International Conference on Software Engineering (ICSE)*. 1585–1597. <https://doi.org/10.1109/ICSE43902.2021.00141>
- [42] Alan Romano, Zihe Song, Sampath Grandhi, Wei Yang, and Weihang Wang. 2021. UI-based flaky tests datasets. In *2021 IEEE/ACM 43rd International Conference on Software Engineering: Companion Proceedings (ICSE-Companion)*. IEEE, 234–235.
- [43] Krishna Rungta. 2022. Implicit, Explicit and Fluent Wait in Selenium WebDriver. Guru99. <https://www.guru99.com/implicit-explicit-waits-selenium.html>
- [44] Krishna Rungta. 2023. Selenium Wait – Implicit, Explicit and Fluent Waits. <https://www.guru99.com/implicit-explicit-waits-selenium.html>
- [45] Selenium. 2023. Finding Web Element Using Selenium. <https://www.selenium.dev/documentation/webdriver/elements/finders>
- [46] Selenium. 2023. Waiting Strategies. <https://www.selenium.dev/documentation/webdriver/waits/>
- [47] Selenium. 2023. WebDriver. <https://www.selenium.dev/documentation/webdriver/>
- [48] August Shi, Jonathan Bell, and Darko Marinov. 2019. Mitigating the effects of flaky tests on mutation testing. In *Proceedings of the 28th ACM SIGSOFT International Symposium on Software Testing and Analysis*. 112–122.
- [49] August Shi, Alex Gyori, Owolabi Legunsen, and Darko Marinov. 2016. Detecting assumptions on deterministic implementations of non-deterministic specifications. In *2016 IEEE International Conference on Software Testing, Verification and Validation (ICST)*. IEEE, 80–90.
- [50] August Shi, Wing Lam, Reed Oei, Tao Xie, and Darko Marinov. 2019. iFixFlakies: A framework for automatically fixing order-dependent flaky tests. In *Proceedings of the 2019 27th ACM Joint Meeting on European Software Engineering Conference and Symposium on the Foundations of Software Engineering*. 545–555.
- [51] Sidharth Shukla. 2023. Top 10 Factors Behind UI-Web Test Automation(Selenium) Flakiness. <https://medium.com/@sidharth.shukla19/top-10-factors-behind-ui-web-test-automation-selenium-flakiness-b8fd98185f34>
- [52] Denini Silva, Leopoldo Teixeira, and Marcelo d’Amorim. 2020. Shake it! detecting flaky tests caused by concurrency with shaker. In *2020 IEEE International Conference on Software Maintenance and Evolution (ICSME)*. IEEE, 301–311.
- [53] Davide Spadini, Mauricio Aniche, Magiel Bruntink, and Alberto Bacchelli. 2017. To mock or not to mock? an empirical study on mocking practices. In *2017 IEEE/ACM 14th International Conference on Mining Software Repositories (MSR)*. IEEE, 402–412.
- [54] Storybook. 2023. Storybook: Projects that use Storybook. <https://storybook.js.org/showcase/projects>
- [55] Wei-Tek Tsai, Xiaoying Bai, Ray Paul, Weiguang Shao, and Vishal Agarwal. 2001. End-to-end integration testing design. In *25th Annual International Computer Software and Applications Conference. COMPSAC 2001*. IEEE, 166–171.
- [56] Roberto Verdecchia, Emilio Cruciani, Breno Miranda, and Antonia Bertolino. 2021. Know you neighbor: Fast static prediction of test flakiness. *IEEE Access* 9

- (2021), 76119–76134.
- [57] W3C. 2022. W3C Wire Protocol. <https://www.w3.org/TR/webdriver/#protocol>
- [58] Peilun Zhang, Yanjie Jiang, Anjiang Wei, Victoria Stodden, Darko Marinov, and August Shi. 2021. Domain-specific fixes for flaky tests with wrong assumptions on

underdetermined specifications. In *2021 IEEE/ACM 43rd International Conference on Software Engineering (ICSE)*. IEEE, 50–61.